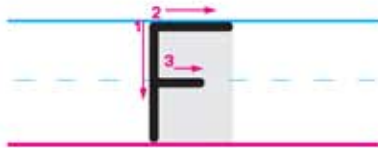


HANDWRITING GUIDE



1. Begin below the midline; slide right; circle backward, ending above the baseline.



1. Begin at the skyline; pull straight down to the baseline.
2. Jump to the skyline; slide right.
3. Jump to the midline; slide right, stopping short.



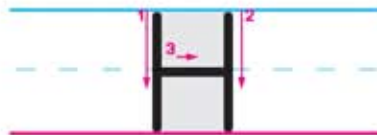
1. Begin just below the skyline; circle backward; pull straight down to the baseline.
2. Jump to the midline; slide right.



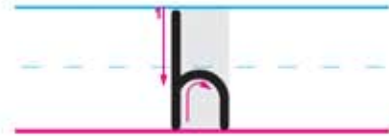
1. Begin just below the skyline; circle backward and around to the midline; slide left.



1. Begin just below the midline; circle backward to just above the baseline; push straight up to the midline; pull straight down below the baseline; circle backward.



1. Begin at the skyline; pull straight down to the baseline.
2. Jump to the skyline and move right; pull straight down to the baseline.
3. Jump to the midline; slide right.



1. Begin at the skyline; pull straight down to the baseline; push and retrace up to just below the midline; circle forward and pull straight down to the baseline.



1. Begin at the skyline; pull straight down to the baseline.
2. Jump to the skyline; slide right.
3. Jump to the baseline; slide right.



1. Begin at the midline; pull straight down to the baseline.
2. Jump above the midline; add a dot.