

### Level 1

- 1 Extra Practice Master A  
Extra Practice Master B  
Reteaching Follow-up
- 2 Extra Practice Master A  
Extra Practice Master B  
Reteaching Follow-up
- 3 Extra Practice Master A  
Extra Practice Master B  
Reteaching Follow-up
- 4 Extra Practice Master A  
Extra Practice Master B  
Reteaching Follow-up
- 5 Extra Practice Master A  
Extra Practice Master B  
Reteaching Follow-up
- 6 Extra Practice Master A  
Extra Practice Master B  
Reteaching Follow-up
- 7 Extra Practice Master A  
Extra Practice Master B  
Reteaching Follow-up
- 8 Extra Practice Master A  
Extra Practice Master B  
Reteaching Follow-up
- 9 Extra Practice Master A  
Extra Practice Master B  
Reteaching Follow-up
- 10 Extra Practice Master: This Week's Words  
Extra Practice Master: Star Words  
Reteaching Follow-up
- 11 Extra Practice Master: This Week's Words  
Extra Practice Master: Star Words  
Reateaching Follow-up
- 12 Review A  
Review B  
Star Words Review A  
Star Words Review B
- 13 Extra Practice Master: This Week's Words  
Extra Practice Master: Star Words  
Reteaching Follow-up
- 14 Extra Practice This Week's Words  
Extra Practice Star Words  
Reteaching Follow-up
- 15 Review A  
Review B  
Star Words Review A  
Star Words Review B
- 16 Extra Practice Master: This Week's Words  
Extra Practice Master: Star Words  
Reteaching Follow-up
- 17 Extra Practice This Week's Words  
Extra Practice Star Words  
Reteaching Follow-up
- 18 Review A  
Review B  
Star Words Review A  
Star Words Review B
- 19 Extra Practice Master: This Week's Words  
Extra Practice Master: Star Words  
Reteaching Follow-up
- 20 Extra Practice This Week's Words  
Extra Practice Star Words  
Reteaching Follow-up
- 21 Review A  
Review B  
Star Words Review A  
Star Words Review B
- 22 Extra Practice Master: This Week's Words  
Extra Practice Master: Star Words  
Reteaching Follow-up
- 23 Extra Practice This Week's Words  
Extra Practice Star Words  
Reteaching Follow-up

*continued*

### Level 1

- 24** Review A  
Review B  
Star Words Review A  
Star Words Review B
- 25** Extra Practice Master: This Week's Words  
Extra Practice Master: Star Words  
Reteaching Follow-up
- 26** Extra Practice This Week's Words  
Extra Practice Star Words  
Reteaching Follow-up
- 27** Review A  
Review B  
Star Words Review A  
Star Words Review B
- 28** Extra Practice Master: This Week's Words  
Extra Practice Master: Star Words  
Reteaching Follow-up
- 29** Extra Practice This Week's Words  
Extra Practice Star Words  
Reteaching Follow-up
- 30** Review A  
Review B  
Star Words Review A  
Star Words Review B
- 31** Extra Practice Master: This Week's Words  
Extra Practice Master: Star Words  
Reteaching Follow-up
- 32** Extra Practice This Week's Words  
Extra Practice Star Words  
Reteaching Follow-up

- 33** Review A  
Review B  
Star Words Review A  
Star Words Review B
- 34** Extra Practice Master: This Week's Words  
Extra Practice Master: Star Words  
Reteaching Follow-up
- 35** Extra Practice This Week's Words  
Extra Practice Star Words  
Reteaching Follow-up
- 36** Review A  
Review B  
Star Words Review A  
Star Words Review B

### Teaching Aids

### Answer Keys




















Name \_\_\_\_\_

UNIT

8

# Extra Practice A

Say the word for the first picture. Say the words for the other pictures in the row. Draw a line under each picture that has the same middle sound as the first picture.

 a				
 e	10			
 a				
 e				

Write a and A.

a A

Write e and E.

e E


**Teacher's Note:** Read aloud the directions.

Name \_\_\_\_\_

UNIT

8

## Extra Practice B

Write the letter **a** if the picture word has the same middle sound as  .



\_\_\_\_\_

-----

\_\_\_\_\_



\_\_\_\_\_

-----

\_\_\_\_\_



\_\_\_\_\_

-----

\_\_\_\_\_



\_\_\_\_\_

-----

\_\_\_\_\_



\_\_\_\_\_

-----

\_\_\_\_\_



\_\_\_\_\_

-----

\_\_\_\_\_



\_\_\_\_\_

-----


\_\_\_\_\_



\_\_\_\_\_

-----

\_\_\_\_\_

Write the letter **e** if the picture word has the same middle sound as  .



\_\_\_\_\_

-----

\_\_\_\_\_



\_\_\_\_\_

-----

\_\_\_\_\_



\_\_\_\_\_

-----

\_\_\_\_\_



\_\_\_\_\_

-----

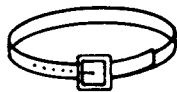
\_\_\_\_\_



\_\_\_\_\_

-----

\_\_\_\_\_



\_\_\_\_\_

-----

\_\_\_\_\_



\_\_\_\_\_

-----

\_\_\_\_\_



\_\_\_\_\_

-----


\_\_\_\_\_

**Teacher's Note:** Read aloud the directions.


**Reteaching Follow-up**

**A. Discovering Spelling Ideas**

1. Say the word for each picture. Draw a line around the letter that stands for the middle sound.



a e



a e

2. The middle sound in  is spelled \_\_\_\_\_.

The middle sound in  is spelled \_\_\_\_\_.

**B. Word Shapes**

Write each word in the word shape.

1. fan 

--	--	--

2. nest 

--	--	--	--

**Teacher's Note:** Read aloud the directions.





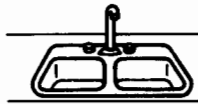
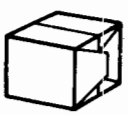









Name \_\_\_\_\_

UNIT

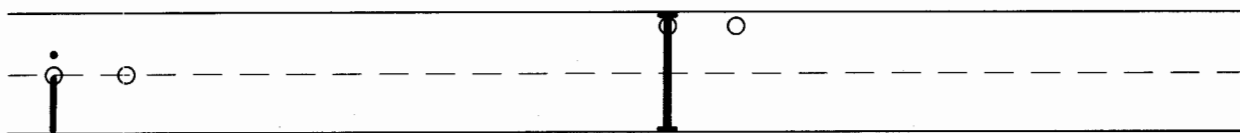
9

# Extra Practice A

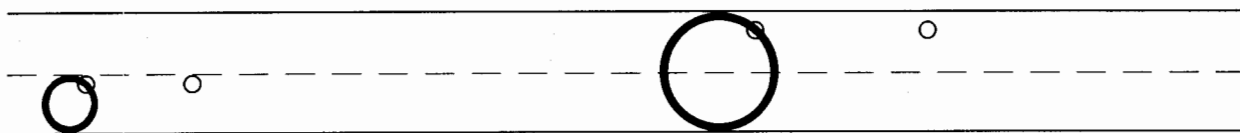
Say the word for the first picture. Say the words for the other pictures in the row. Draw a line under each picture that has the same middle sound as the first picture.

 i				
 o				
 u				

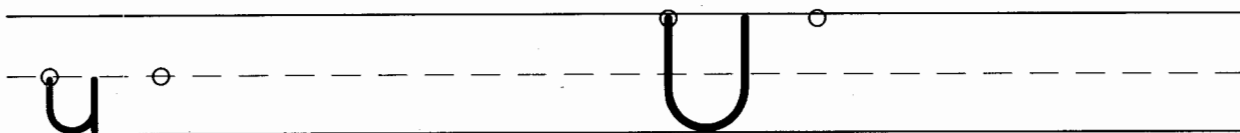
Write i and I.



Write o and O.



Write u and U.




**Teacher's Note:** Read aloud the directions.

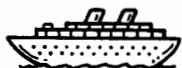
Name \_\_\_\_\_

UNIT

9

## Extra Practice B

Write the letter **i** if the picture word has the same middle sound as .



\_\_\_\_\_  
\_\_\_\_\_  
\_\_\_\_\_




\_\_\_\_\_  
\_\_\_\_\_  
\_\_\_\_\_



\_\_\_\_\_  
\_\_\_\_\_  
\_\_\_\_\_



\_\_\_\_\_  
\_\_\_\_\_  
\_\_\_\_\_

Write the letter **o** if the picture word has the same middle sound as .



\_\_\_\_\_  
\_\_\_\_\_  
\_\_\_\_\_




\_\_\_\_\_  
\_\_\_\_\_  
\_\_\_\_\_



\_\_\_\_\_  
\_\_\_\_\_  
\_\_\_\_\_




\_\_\_\_\_  
\_\_\_\_\_  
\_\_\_\_\_

Write the letter **u** if the picture word has the same middle sound as .



\_\_\_\_\_  
\_\_\_\_\_  
\_\_\_\_\_



\_\_\_\_\_  
\_\_\_\_\_  
\_\_\_\_\_



\_\_\_\_\_  
\_\_\_\_\_  
\_\_\_\_\_



\_\_\_\_\_  
\_\_\_\_\_  
\_\_\_\_\_

**Teacher's Note:** Read aloud the directions.

**Reteaching Follow-up****A. Discovering Spelling Ideas**

1. Say the word for each picture. Draw a line around the letter that stands for the middle sound.



i o u



i o u



i o u

2. The middle sound in  is spelled \_\_\_\_\_.

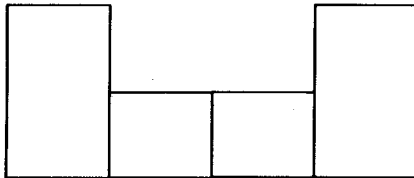
The middle sound in  is spelled \_\_\_\_\_.

The middle sound in  is spelled \_\_\_\_\_.

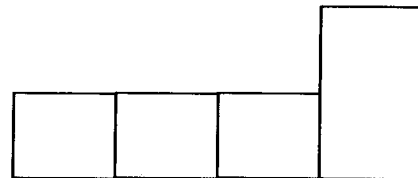
**B. Word Shapes**

Write each word in the word shape.

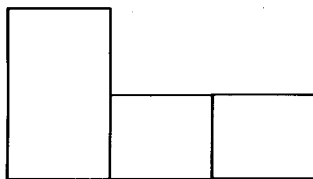
1. fish



2. sock



3. bus



**Teacher's Note:** Read aloud the directions.



**Extra Practice**

This Week's  
Words

**A.** Say each word. Write the two words that rhyme with it.

1. cat

\_\_\_\_\_

-----

\_\_\_\_\_

2. man

\_\_\_\_\_

-----

\_\_\_\_\_

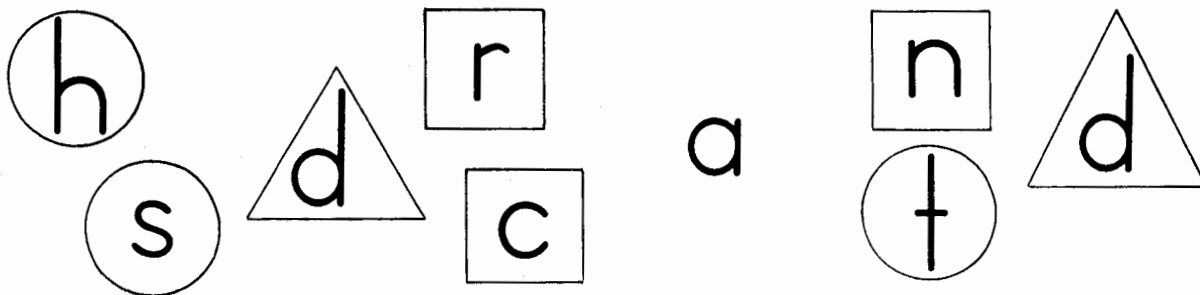
3. sad

\_\_\_\_\_

-----

\_\_\_\_\_

**B.** Match the shapes to find the first and last letters. Add **a** in the middle. Write five words.



4. \_\_\_\_\_

-----

\_\_\_\_\_

5. \_\_\_\_\_

-----

\_\_\_\_\_

6. \_\_\_\_\_

-----

\_\_\_\_\_

7. \_\_\_\_\_

-----

\_\_\_\_\_

8. \_\_\_\_\_

-----

\_\_\_\_\_

can    dad    hat    ran    sat    had

**Teacher's Note:** Read aloud the directions.

Name \_\_\_\_\_

UNIT



10

# Extra Practice

Star  
Words

Write the missing word in each pair.

1.  dog  \_\_\_\_\_  
\_\_\_\_\_

2.  happy  \_\_\_\_\_  
\_\_\_\_\_

3.  woman  \_\_\_\_\_  
\_\_\_\_\_

4.  thin  \_\_\_\_\_  
\_\_\_\_\_

5.  or  \_\_\_\_\_  
\_\_\_\_\_

cat fat sad man and

Teacher's Note: Read aloud the directions.

**Reteaching Follow-up**

**A. Discovering Spelling Ideas**

1. Say each word. Write two words that rhyme with it.

	_____	_____
	-----	-----
mat	_____	_____
	_____	_____

	_____	_____
	-----	-----
fan	_____	_____
	_____	_____

	_____	_____
	-----	-----
bad	_____	_____

2. Write the letter that spells the middle sound in each word.

	-----
	_____

**B. Word Shapes**

Write the word that fits each shape.


can      dad      hat      ran      sat      had

**Teacher's Note:** Read aloud the directions.

# Extra Practice


This Week's  
Words

Write each word with i.

It begins like this word.

It ends like this word.

1.



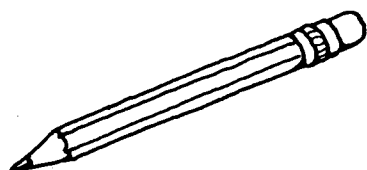
\_\_\_\_\_

-----

\_\_\_\_\_




2.




\_\_\_\_\_

-----

\_\_\_\_\_



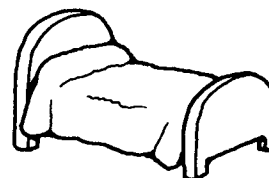
3.




\_\_\_\_\_

-----

\_\_\_\_\_




4.




\_\_\_\_\_

-----

\_\_\_\_\_




5.



\_\_\_\_\_

-----

\_\_\_\_\_




6.

This word  
starts with i.

\_\_\_\_\_

-----

\_\_\_\_\_



big

did

hill

it

pig

will


Teacher's Note: Read aloud the directions.

**Extra Practice**Star  
Words

Change one letter in each word with a line under it. Then write the new word. The picture will help you.



She hat the ball.



My dog can sat.



It does not fat.



I will dog it.



I see ham.

hit   fit   dig   him   sit

**Teacher's Note:** Read aloud the directions.

**Reteaching Follow-up****A. Discovering Spelling Ideas**

1. Say each word. Write the word or words that rhyme with it.

hit \_\_\_\_\_  
 \_\_\_\_\_

hid \_\_\_\_\_  
 \_\_\_\_\_

fill \_\_\_\_\_  
 \_\_\_\_\_

\_\_\_\_\_

wig \_\_\_\_\_

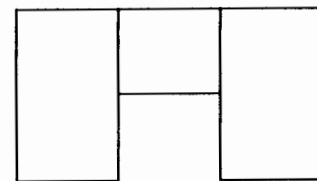
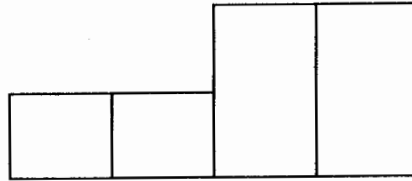
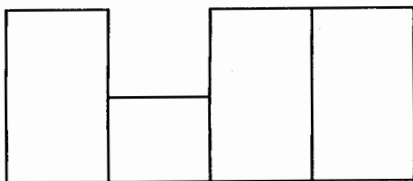
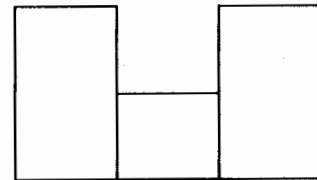
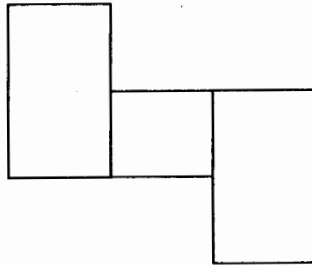
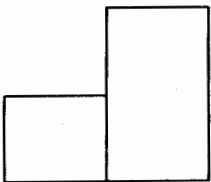
\_\_\_\_\_

2. Write the letter that spells  
 the short i sound in each word.

\_\_\_\_\_  
 \_\_\_\_\_  
 \_\_\_\_\_

**B. Word Shapes**

Write the word that fits each shape.



it    big    did    hill    will    pig

**Teacher's Note:** Read aloud the directions.

**Review A: Unit 10**

ran      can      sat      hat      dad      had

1. Write the word that tells about the picture.

\_\_\_\_\_

-----

Mother has a new \_\_\_\_\_.



\_\_\_\_\_

-----

Jan \_\_\_\_\_ to the bus.

\_\_\_\_\_

-----

Bill \_\_\_\_\_ on a box.



\_\_\_\_\_

-----

Mike has a \_\_\_\_\_.



2. Write the word that starts with **d**.

\_\_\_\_\_

-----

\_\_\_\_\_

3. Change the first **d** to **h**.

Write the word.

\_\_\_\_\_

-----

\_\_\_\_\_

**Teacher's Note:** Read aloud the directions.

Name \_\_\_\_\_

UNIT

12


**Review B: Unit 11**

pig it big did hill will


1. Write the word that begins \_\_\_\_\_  
and ends with the same letter. \_\_\_\_\_

2. Look at the pictures. Finish the story.

Pam has a \_\_\_\_\_.



Her pig is \_\_\_\_\_.



She washed \_\_\_\_\_.

The pig went down a \_\_\_\_\_.



It \_\_\_\_\_ not be clean.

**Teacher's Note:** Read aloud the directions.



**Star Words Review A: Unit 10**

fat      cat      man      sad      and

1. Write the words that rhyme with **hat**.

\_\_\_\_\_

-----

\_\_\_\_\_

-----

\_\_\_\_\_

2. Write the word that rhymes with **can**.

\_\_\_\_\_

-----

\_\_\_\_\_

3. Write the word that rhymes with **band**.

\_\_\_\_\_

-----

\_\_\_\_\_

4. Write the word that rhymes with **dad**.

\_\_\_\_\_

-----

\_\_\_\_\_

5. Find the word with a line under it. Write the word that rhymes with it.

\_\_\_\_\_

-----

Dad is \_\_\_\_\_.

\_\_\_\_\_

-----

The \_\_\_\_\_ can laugh and play.

\_\_\_\_\_

-----

Dad \_\_\_\_\_ the man play in a band.



**Teacher's Note:** Read aloud the directions.